

▶ SAMPLE PHOTOS

SAMPLE PHOTO


▶ High-quality photos are essential for the perfect reproduction of the image and are a prerequisite for using facial biometrics in ID documents.

These sample photos show the features which ensure that photos are suitable for use in ID documents. It is absolutely necessary to comply with the requirements described here, otherwise biometric recognition of the applicant will not function, nor will the image be properly reproduced in the document.

As a rule, no head coverings should be worn for photos; the passport authority may make exceptions for religious reasons. Exceptions to this and the other requirements may be made in case of a permanent medical condition.

No parts of uniforms should be visible in the photos. ◀

Sample photo



FORMAT

▶ The photo must clearly show the person's facial features from the bottom of the chin to the crown (the top of the head, not the top of the hair) as well as the left and right sides of the face. The face must take up 70 – 80% of the photo. This corresponds to a height of 32 – 36mm.

Because it is often difficult to determine where the top of the head would be without hair, photos should be rejected only if the face measures less than 27mm or more than 40mm.

In the case of voluminous hairstyles, the entire head (including hair) must be visible without reducing the size of the face, if possible. The face must be centred in the photo. ◀



FOCUS AND CONTRAST

▶ The photo must be in sharp focus, clear and with proper contrast. ◀



LIGHTING

▶ Photos must be taken with even lighting; shadows, reflections and red eyes are to be avoided. ◀



BACKGROUND

▶ The background must be one colour and bright (ideally a neutral grey colour) and in a contrasting colour to the face and hair. In the case of light-coloured hair, a medium-grey background is suitable whilst a light-grey background is suitable for dark hair. The background must not be patterned.

The photo must show only the person to be photographed (no other persons or objects in the photo).

Shadows on the background are not acceptable. ◀




PHOTO QUALITY

▶ The photo must be printed on high-quality paper with a print resolution of at least 600 dpi (especially when taken with a digital camera).

Colour photos must have proper colour balance and reproduce natural skin tones.

The photo must be clean, undamaged and free of creases.

Photos may be in black and white or in colour. ◀



HEAD POSITION AND FACIAL EXPRESSION

▶ The head of the person photographed should be neither tilted nor turned (portrait style).

The facial expression must be neutral with the mouth closed and looking directly at the camera. ◀



EYES AND LINE OF SIGHT

▶ The person in the photo must be looking directly at the camera.

The eyes must be open and clearly visible and must not be covered by hair or eyeglass frames. ◀



GLASSES

▶ Eyes must be clearly visible (no flash reflection off the lenses, no tinted lenses or sunglasses).

The edge of the lenses or frames should not cover any part of the eyes. ◀



HEAD COVERINGS

▶ Hats or head coverings are not permitted; exceptions may be made, in particular for religious reasons.

If a head covering is allowed, the face must be visible from the bottom of the chin to the forehead.

Shadows on the face are not acceptable. ◀




CHILDREN

▶ For children aged 9 and under, the following requirements apply:

The face should take up 50 – 80% of the photo. This means that the face from the bottom of the chin to the crown (the top of the head, not the top of the hair) should measure between 22 and 36mm.

Because it is often difficult to determine where the top of the head would be without hair, photos should be rejected only if the face measures less than 17mm or more than 40mm. See below for special requirements in the case of babies and very young children. ◀



BABIES AND VERY YOUNG CHILDREN

▶ For children aged 5 and under, the same facial measurements apply as for children aged 9 and under. Children aged 5 and under do not need to have a neutral expression or look directly at the camera, and their heads do not have to be centred in the photo. Babies under one year do not have to have their eyes open. ◀

